

2024 STUDENT SURVEY HIGHLIGHTS

Purpose of the survey: Capture students' perceptions and thoughts about their experience at Gillings during the 2023-2024 academic year.

WHO WAS SURVEYED?

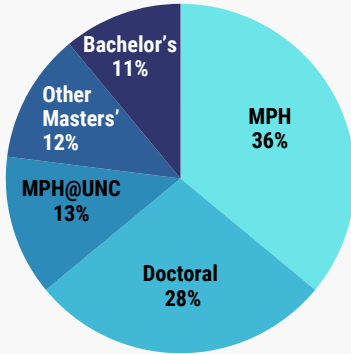
2,203 students

enrolled in spring 2024 across all departments in Gillings.

Response rate
36.5%

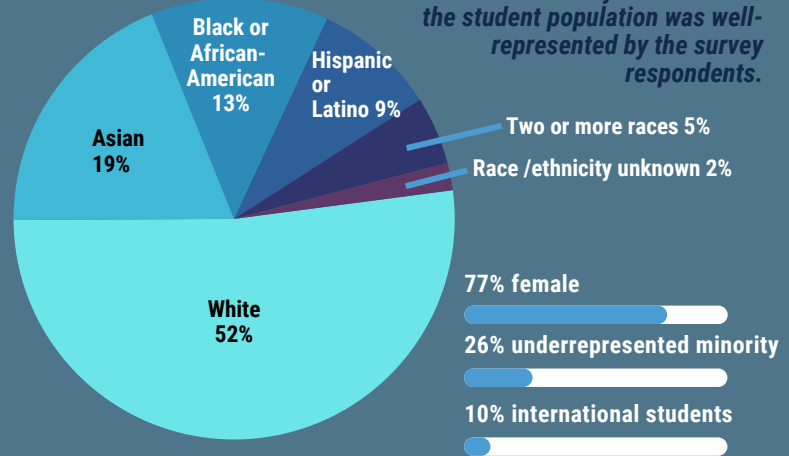
DEGREES

Most respondents were from Master of Public Health (MPH) and doctoral programs.



DEMOGRAPHICS

The race/ethnicity breakdown of the student population was well-represented by the survey respondents.



77% female

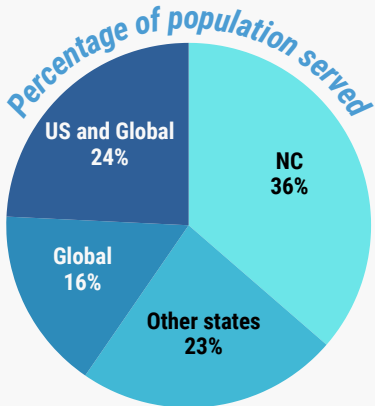
26% underrepresented minority

10% international students

More than **90%** of respondents believe that Gillings is serving its mission.

RESEARCH

54% of respondents reported currently being involved in research.



INCLUSIVE EXCELLENCE

95% of respondents did not experience racial bias.

83% of respondents reported a positive inclusive excellence experience.

81% of international students reported a positive inclusive excellence experience.

MENTORING

Student satisfaction on faculty mentorship

Supportiveness 93%

Accessibility and availability 89%

Advising for professional and self-development 86%

Helped negotiate student challenges 85%

STUDENT SATISFACTION SCORES

Technology resources	95%
Quality of research experience	90%
Overall academic experience	88%
Academic advising	87%
Career services	86%
Department resources and support	85%
Quality of courses	83%
Faculty mentoring	81%

Departmental survey data is currently being reviewed by Chairs and other school leaders to tackle student challenges such as course workload, mental/emotional health and financial support.

CHALLENGES REPORTED BY STUDENTS

80% Balancing multiple commitments

63% Course workload

62% Future plans

62% Mental/emotional health

59% Financial support

56% Imposter syndrome