



UNC
GILLINGS SCHOOL OF
GLOBAL PUBLIC HEALTH

University-School Financial Overview



- Over 220,000 students
- 16 universities; 1 high school



THE UNIVERSITY
of NORTH CAROLINA
at CHAPEL HILL

- Over 29,000 students
- 13 colleges & schools
- Decentralized management



UNC
GILLINGS SCHOOL OF
GLOBAL PUBLIC HEALTH

- Over 1600 students
- 3rd or 4th largest school at UNC in terms of budget
- Highly dependent on research funding -- ~60%

FY2014 School Financial Summary

In Millions

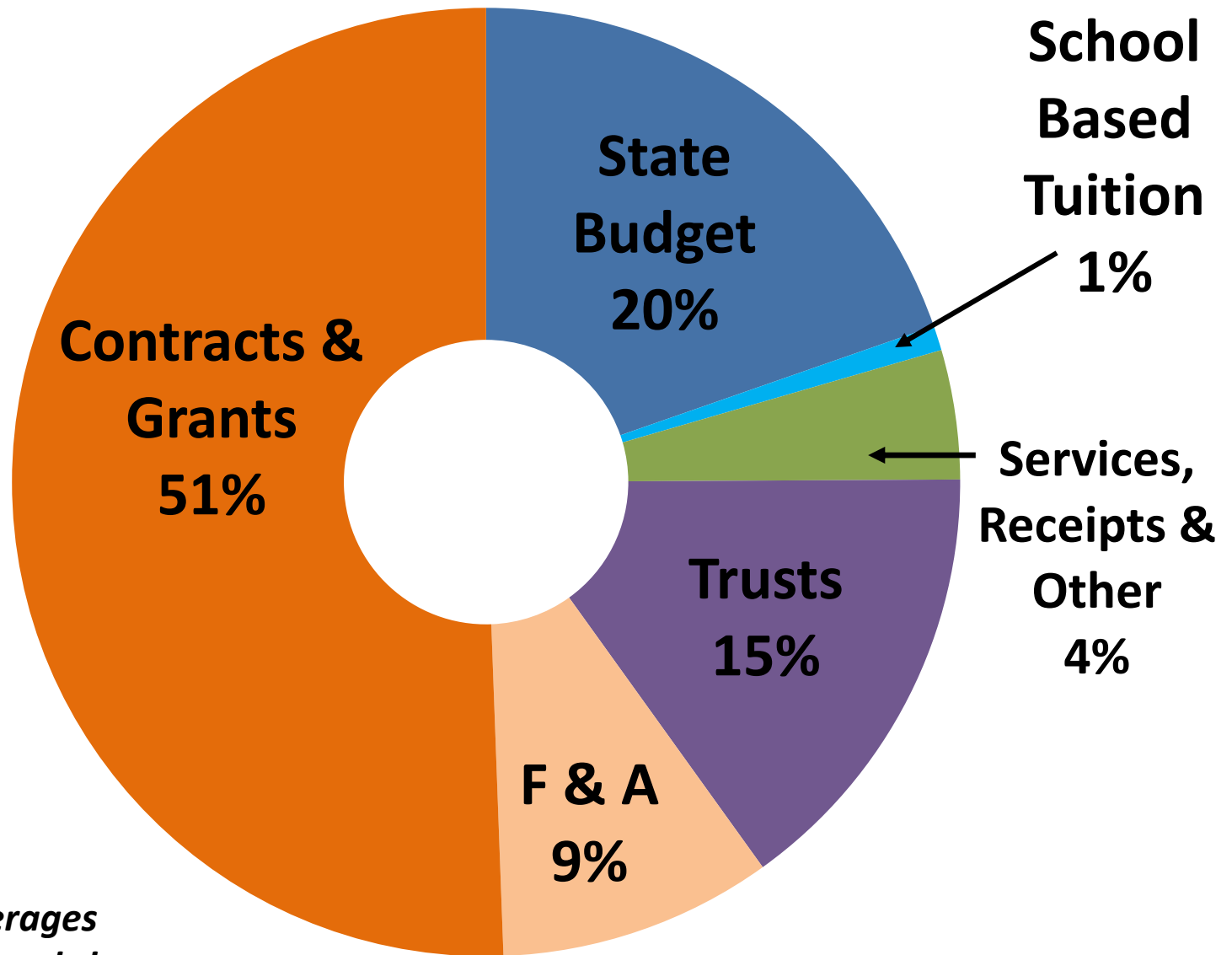
Sources

State Support (Appropriations & School-based Tuition)	\$	27.1
Facilities & Administrative (F&A) (aka indirect cost recovery or overhead)	\$	13.5
Contracts & Grants- Direct Support Administered by School	\$	59.0
Trusts - Restricted	\$	14.5
Trusts - Unrestricted	\$	4.7
Services, Receipts & Other	\$	8.4
Total		\$ 127.2

Uses

Compensation	\$	68.1
Consulting & Contractual Services	\$	1.3
Student Aid and Grants	\$	6.1
Other Grants	\$	16.2
Operations	\$	11.3
Capital	\$	0.3
Restricted Trusts Carry-forward	\$	10.4
Net Transfers & State Appropriations Reverted	\$	0.0
Reserves -Restricted & Unrestricted for Future Commitments	\$	13.5
Total		\$ 127.2

SPH Funding Mix



*5 Year Averages
Percent of Funds by
Source*

FY2014 Sources

Millions

State Support

\$ 27.1

Facilities & Administrative (F&A)

\$ 13.5

Contracts & Grants

\$ 59.0

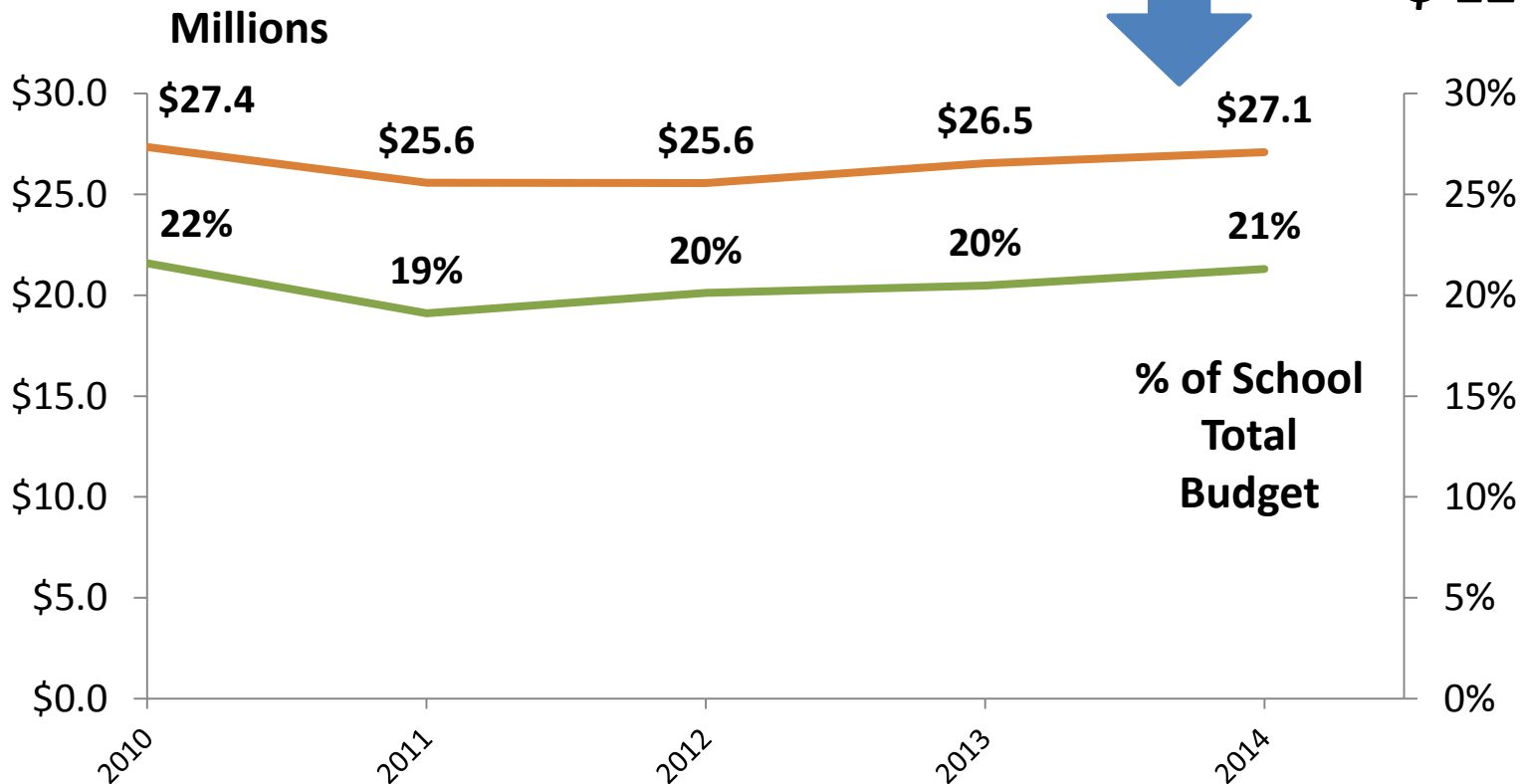
University Trusts

\$ 19.2

Services, Receipts & Other

\$ 8.4

\$ 127.2




<u>FY2014 Sources</u>	<u>Millions</u>
State Support	\$ 27.1
F&A	\$ 13.5
Contracts & Grants- "Directs"	\$ 59.0
University Trusts	\$ 19.2
Services, Receipts & Other	\$ 8.4
	\$ 127.2

57% of sources are related (directly) to research

11% indirect cost recovery:
(aka IDC's, aka F&A, aka overhead)

46%
direct contract & grant expenditures



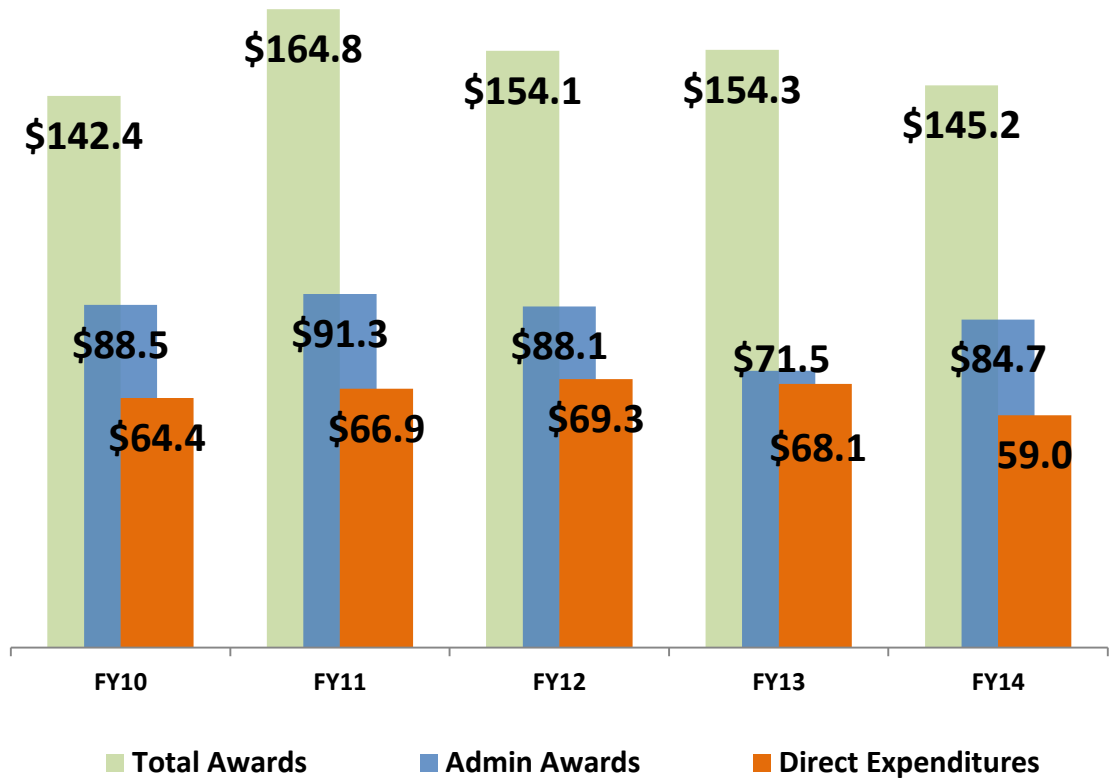
FY2014 Sources

Millions

State Support	\$ 27.1
F&A	\$ 13.5
Contracts & Grants	\$ 59.0
University Trusts	\$ 19.2
Services, Receipts & Other	\$ 8.4
	\$ 127.2

46%

Direct Contract
& Grants Costs



Total Awards

Admin Awards

Direct Expenditures

FY2014 Sources

State Support

Millions

\$ 27.1

F&A

\$ 13.5

Contracts & Grants

\$ 59.0

University Trusts

\$ 19.2

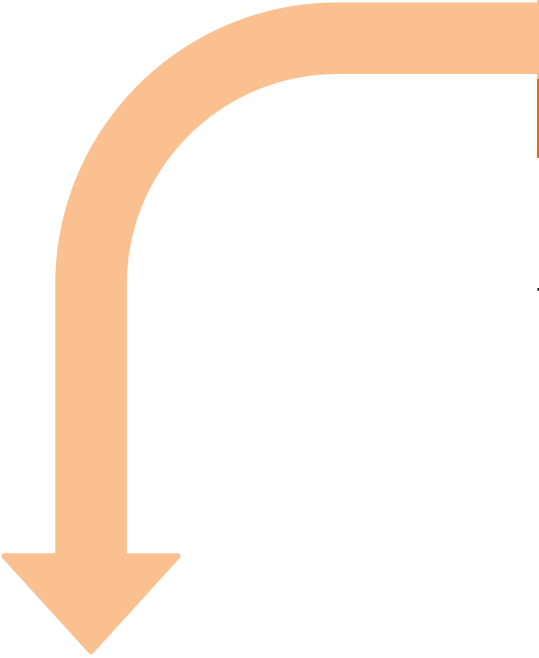
Services, Receipts & Other

\$ 8.4

\$ 127.2

UNC Formula Example

- \$15M of revenue from F&A
- \$12M goes to central University
- **\$3M** comes to school annually



**Administering
Unit's
F&A (i.e.,
indirect cost
recovery)**

FY2014 Sources

Millions

State Support

\$ 27.1

F&A

\$ 13.5

Contracts & Grants

\$ 59.0

University Trusts

\$ 19.2

Auxiliaries, Receipts, Fees & Other Services

\$ 8.4

\$ 127.2

- **Gifts**
- **Endowment income**
- **Contracts (non-sponsored research)**
- **Foundation allocations**



**15% from
University
Sources**

FY2014 Sources

State Support

F&A

Contracts & Grants

University Trusts

Services, Receipts & Other

Millions

\$ 27.1

\$ 13.5

\$ 59.0

\$ 19.2

\$ 8.4

\$127.2

- **Student Fees**
- **Recharge Centers**
- **Conference Accounts**



7%
**Auxiliaries,
receipts, fees
and misc**

Financial Risks & Challenges

- **Shrinking grant funding**
- **“Use it or lose it” threat to balances**
- **Fund restrictions**
- **State & federal regulations**

Questions?

Thank You